

Welcome to the 2024 FAFSA Training



Question Submission Form



U.S. Department of Education Maisha Challenger

Federal Student Aid
An OFFICE of the U.S. DEPARTMENT of EDUCATION

2025–26 FAFSA New Mexico Train the Trainer Presentation

Presenter:
Debra Chandler
Albuquerque Public Schools



TRAINING INTENTION

- The intention of this training is to support educators as they familiarize themselves with financial aid and the application process.
- We draw from our expertise in financial aid and experiences supporting students and their families to accomplish this.
- We acknowledge that each student has their own unique lived experience that may change how they perceive and engage with financial aid.

WHAT WILL I LEARN TODAY?

FAFSA Line by Line

Resources & Next Steps

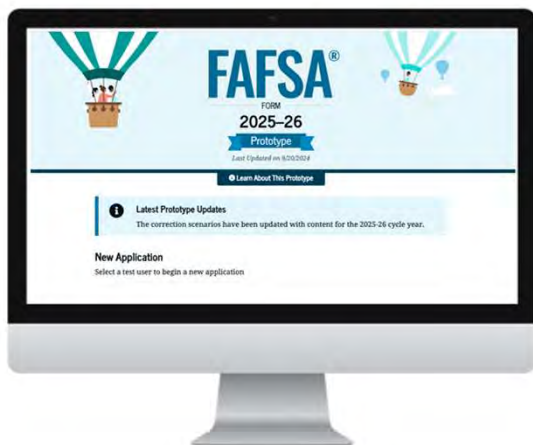
Questions

FAFSA PROTOTYPE

Accessing the 2025–26 FAFSA® Prototype

To access the 2025–26 FAFSA prototype, follow the steps below:

1. Visit <https://fsapartners.ed.gov/fafsa-prototype/2526>
2. Enter the access code: prototype2526



PROTOTYPE LIMITATIONS

The Prototype has some limitations at this point

- Search and other features are not fully functional
- Selections with school names or cities use example content. Most School Names are not loaded
- Tooltips and other help resources may not be present
- Google Chrome is the preferred browser
- Using the browser back button may cause loss of previous answers selected

Limited Prototype of the 2025–26 FAFSA® Form Web Experience

This demonstration provides examples of different roles and scenarios in the new form. Please read the following to understand this prototypes limitations and get the best experience.

About This Prototype

The following page is your hub for choosing different prototype scenarios from starting a new application to making corrections on a processed form.

- Any answers you submit are not saved and there is no need to input sensitive information
- Using the browser back button may cause loss of previous answers selected
- If the browser is refreshed, any answers selected will be lost and reset to default states
- This prototype will be periodically updated to match production form improvements and bug fixes

Functionality Limitations

This prototype has limited functionality and may not represent the final experience. These are a few limitations:

- Search and other complex interactions are only for example and not fully functional
- Dropdown and search suggestions may experience performance issues
- Selections with school names or cities use example content
- Accessibility features may not perform as expected
- Tooltips and other help resources may not be present
- May experience slow load times for some pages
- The prototype does not adjust to the size of the browser window or device

25-26 FAFSA STATUS

- Form will be a clone of 24-25 FAFSA with instructions and help text enhancements
- New “Who’s My Parent” tool as a stand-alone resource to help students determine which contributor(s) need invited to the form- <https://studentaid.gov/fafsa-apply/parents>
- Over 15 million FAFSAs have been submitted-approximately **2% less** than this time last year for all students
- High school seniors still **down 8.8%**
- FSA recently fixed some Known Issues for 24-25 - <https://fsapartners.ed.gov/knowledge-center/topics/fafsa-simplification-information/fafsa-issue-alerts>
- Students who filed paper FAFSAs can now make corrections via paper FAFSA Submission Summary. Processing time for submitted FAFSAs or corrections is 7-10 days
- Hearing that people with the last name of “Null” will be able to submit a FAFSA starting soon
- FAFSA completions are an indicator of likelihood for enrollment-true again this year - <https://www.insidehighered.com/news/admissions/traditional-age/2024/10/23/after-fafsa-issues-steep-drop-first-year-enrollment>

FSA ID

FSA ID

The **FSA ID** is a **username** and **password** combination you need to sign your FAFSA form online.

You must wait 1-3 days after creating your FSA ID before you can use it. You can do this now while we are waiting for the FAFSA to open.

If your parent has multiple children who will be filling out the FAFSA form, your parent should use their same FSA ID to sign all his or her children's FAFSA forms.

You (and your parent if applicable) should get an FSA ID before you start the FAFSA at **StudentAid.gov/fsaid**

PARENTS:

Do not create an FSA ID for your child.

STUDENTS:

Do not create an FSA ID for your parent.

Each person must create his or her own FSA ID to avoid issues with the financial aid process.

If you have an FSA ID, but cannot remember your username or password, **DO NOT** try and create another FSA ID. Your FSA ID is associated with your Social Security number, so you can only have one. Instead, just go to **fsaid.ed.gov** and click “Forgot My Username” or “Forgot My Password” to retrieve your FSA ID information.

WHO NEEDS AN FSA ID

- The Student
- At least one parent (might need both based on the Parent Wizard which we will get to later in the presentation)
 - Even if parents are not US Citizens, they will need to create an FSA ID in order to complete the student's application.
 - There are some exceptions to needing a parent to contribute to the FAFSA
 - ex: If the student is under legal guardianship of someone other than a parent or in foster care
 - Note: Parents, if you have filled out a FAFSA with an older sibling, you will use the FSA ID you set up at that time.

CREATING YOUR FSA ID

- Go to <https://studentaid.gov/fsa-id/create-account/launch>
- Select “Get Started”

Create an Account (FSA ID)



Parents



Students



Borrowers

Whether you're a student, parent, or borrower, you'll need to create your own account to complete federal student aid tasks.

What You Can Use Your Account For

- Filling out the *Free Application for Federal Student Aid (FAFSA®)* form
- Signing your *Master Promissory Note (MPN)*
- Applying for repayment plans
- Completing loan counseling
- Using the *Public Service Loan Forgiveness Help Tool*

Items Needed to Create an Account

- Social Security number
- Your own mobile phone number and/or email address

Get Started

OR

Log In

CREATING YOUR FSA ID

- For US Citizens
 - Make sure your Social Security Number (SSN), date of birth, and name match what's on your Social Security Card
- For Contributors who are Non-US Citizens
 - Users will select they do not have a Social Security Number (SSN) and will set up their account as the following screens show but at the end they will receive information on how to verify their identity

Create an Account (FSA ID)



Parents



Students



Borrowers

Whether you're a student, parent, or borrower, you'll need to create your own account to complete federal student aid tasks.

What You Can Use Your Account For

- Filling out the *Free Application for Federal Student Aid (FAFSA®)* form
- Signing your *Master Promissory Note (MPN)*
- Applying for repayment plans
- Completing loan counseling
- Using the *Public Service Loan Forgiveness Help Tool*

Items Needed to Create an Account

- Social Security number
- Your own mobile phone number and/or email address

Get Started

OR

Log In

CREATING YOUR FSA ID

Username

- Must be 6 to 30 characters long.
- Choose a username and password that you can remember.
- Don't include personal info such as date of birth or name.
- If you see a message "The username you entered is already in use," try something different

Email

- Students should not use their school email address as they will lose access to this account after graduation

Password

- Must be between 8 and 30 characters in length, and must contain at least one uppercase letter, one lowercase letter, and one number.
- Cannot include your name or birthdate

Make sure users write down/save their username and password

Create an Account (FSA ID)

Step 2 of 7

Account Information

Because financial aid agreements are legally binding, you can't create an account for someone else, even another family member. Parents and students must create their own accounts.

Username

Email Address

Confirm Email Address

Password

 Show Password

✓ Uppercase

✓ Lowercase

✓ Number

✓ 8+ characters

Confirm Password

 Show Password

Previous

Continue

Username

imastudent

The username you entered is already in use. For more info, select the help (?) icon.

CREATING YOUR FSA

- You can choose to receive required communication via email or postal mail and it is up to you if you want to opt in to receive the optional communication by selecting one of the options
- Mobile Phone Number can be used to recover username and password and it is strongly recommended that you enter a phone number here

Mailing Address

Address

City

State

ZIP Code

Phone Number

Mobile Phone Number

Confirm Mobile Phone Number

[+ Add Alternate Phone Number](#)

Mobile Phone Account Recovery

We strongly recommend setting up mobile phone account recovery. This option is used to help you restore access to your account by sending you a code via text message if you are locked out.

Yes, I would like to use my mobile phone for account recovery.

Required Communications

The U.S. Department of Education (ED) and its federal student loan servicers will need to send you required communications and documents related to your federal student aid, such as student loan disclosures and interest statements.

I want to receive these communications:

By email **Recommended**

By postal mail

Optional Communications

ED and its federal student loan servicers want you to feel confident about the financial aid and student loan process. To help with this, we will sometimes send out information about programs you may be eligible for, such as grant programs, student loan forgiveness programs, income-based repayment plans, and more.

I want to receive these communications:

By email

By text message

Language Preference

Your choice lets us know how you would like to view website content once logged in, and what to use for your communications.

Language

CREATING YOUR FSA ID

- Finally, you have to answer 4 challenge questions
- Make sure you spell the answers correctly and that you will remember the answers
- The answers are not case-sensitive

Challenge Questions

Challenge questions and answers are used to retrieve your username or password if you forget them or if you need to unlock your account.

Note: Answers are not case-sensitive.

Challenge Question 1

Question

Select ?

Answer

Show Answer ?

Challenge Question 2

Question

Select ?

Answer

Show Answer ?

Challenge Question 3

Question

Select ?

Answer

Show Answer ?

Challenge Question 4

Question

Select ?

Create an Account (FSA ID)

Step 6 of 7

Confirm and Verify

Verify the information you provided for your account below. If there is an error, select "Edit" to correct the information.

Personal Information [Edit](#)

NAME
Jane Doe
DATE OF BIRTH
01/01/2001
SOCIAL SECURITY NUMBER (SSN)
***-**-3818

Account Information [Edit](#)

USERNAME
janedoe
EMAIL ADDRESS
janedoe@gmail.com
PASSWORD

Contact Information [Edit](#)

PERMANENT ADDRESS
123 Main St
Laurel, MD 20712
MOBILE PHONE NUMBER
(202) 238-1291
MOBILE PHONE ACCOUNT RECOVERY
Yes

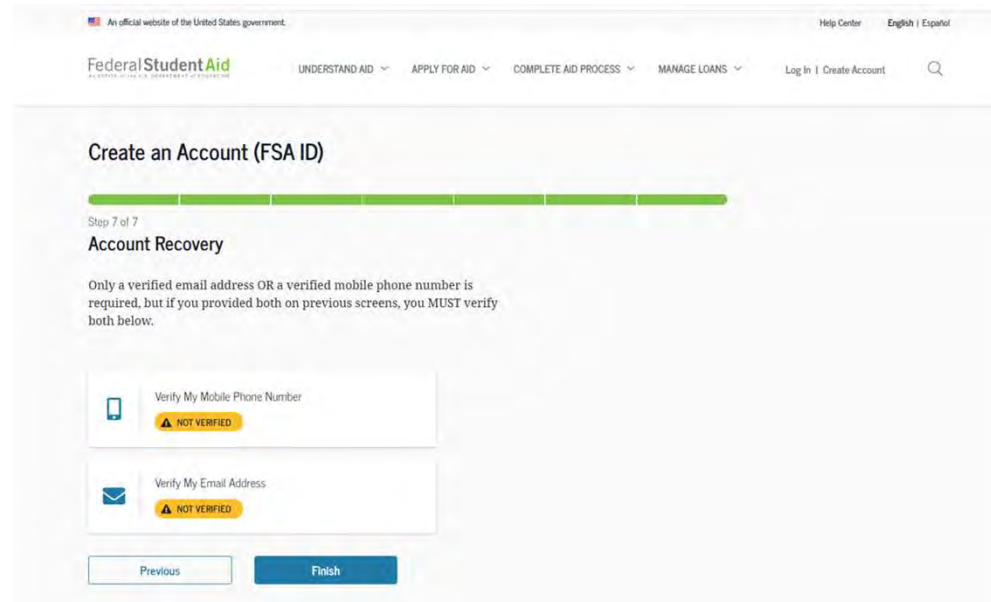
Communication Preferences [Edit](#)

REQUIRED COMMUNICATIONS
Email
INFORMATIONAL COMMUNICATIONS
Email, Text

- Review and confirm your information.
- If you need to make a correction, use the “Edit” button within that tile of information.
- Review and agree to FSA’s terms and conditions.

VERIFYING YOUR CONTACT METHODS

- You will need to verify your mobile phone number and email address
- Select the “Verify My Mobile Phone Number” button to verify your mobile phone number.
- Select the “Verify My Email Address” button to verify your email address.
- Once you verify your email and phone number, you can use them to log in, unlock your account, retrieve your username, or reset your password.



The screenshot shows the 'Account Recovery' step (Step 7 of 7) in the 'Create an Account (FSA ID)' process. It features a progress bar at the top and two verification options: 'Verify My Mobile Phone Number' and 'Verify My Email Address'. Both options are currently marked as 'NOT VERIFIED' with a yellow warning icon. At the bottom, there are 'Previous' and 'Finish' buttons.

An official website of the United States government. Help Center English | Español

Federal Student Aid UNDERSTAND AID APPLY FOR AID COMPLETE AID PROCESS MANAGE LOANS Log In | Create Account

Create an Account (FSA ID)

Step 7 of 7

Account Recovery

Only a verified email address OR a verified mobile phone number is required, but if you provided both on previous screens, you MUST verify both below.

Verify My Mobile Phone Number
NOT VERIFIED

Verify My Email Address
NOT VERIFIED

Previous Finish

VERIFYING IDENTITY (NO SSN)

- Ideally the system will bring up an Identity Verification page with questions from TransUnion.
- Contributors should be very careful with these questions (do not guess)

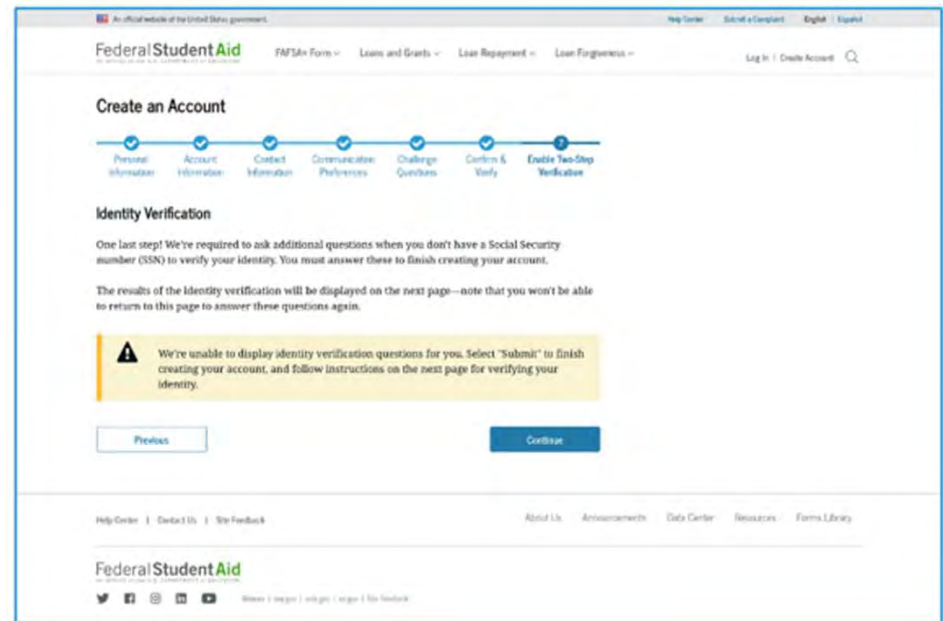
The screenshot shows the 'Federal Student Aid' website's 'Create an Account' process. A progress bar at the top indicates the current step is 'Identity Verification'. Below the progress bar, the page title is 'Identity Verification'. A note states: 'One last step! We're required to ask additional questions when you don't have a Social Security number (SSN) to verify your identity. You must answer these to finish creating your account. The results of the identity verification will be displayed on the next page—note that you won't be able to return to this page to answer these questions again.' The form contains four sections of questions, each with radio button options:

- Which of the following is the street name of your most recent previous address?**
 - Florida Ave NW
 - Sesame Street
 - Langston Place
 - None of the above
- Which of these phone numbers have you ever used previously?**
 - (314) 775-9132
 - (978) 880-6986
 - (1202) 791-0911
 - None of the above
- Which of the following is a current or previous employer?**
 - Adidas
 - The Walt Disney Company
 - Nike
 - None of the above
- Which of the following people lives or owns property in Tufana?**
 - Aaliya Jiyarwan
 - Lee Knight
 - Justice Marshall
 - None of the above

At the bottom of the form are 'Previous' and 'Next' buttons. The footer of the page includes 'Help Center', 'Terms of Use', 'Site Feedback', 'About Us', 'Privacy Statement', 'Data Center', 'Newsroom', and 'Partnerships', along with social media icons and the text 'Federal Student Aid'.

VERIFYING IDENTITY (NO SSN)

- If the Identity Verification process does not bring up the TransUnion questions they will receive a notice that they can finish setting up their account and will need to follow the steps on the next page to verify their identity
- They should receive an email from Federal Student Aid with instructions which include
 - Step 1: Take a picture of one of the following identity documents:
 - Driver's license
 - State or city identification card
 - Foreign passport
 - OR if they don't have any of those,
 - Take a picture of one of the following pairs of identity documents
 - Municipal identification card and utility bill
 - Community ID card and utility bill
 - Consular identification card (Matricula Consular) and utility bill
 - Step 2: Forward the "Verify Your Identity" email, attaching your identity documents, to the email address provided within the email



VERIFYING IDENTITY (SSN)

Your Account Was Successfully Created— What's Next?

Thanks for creating your account and taking the first step in your federal student aid journey.

Before we can grant full account access, we have to confirm your name, Social Security number, and date of birth match what is on record with the Social Security Administration (SSA). This process takes **one to three days**. If you verified your email address, you'll receive an email once your information is matched with the SSA.

You can still use your account while your information is being verified with the SSA.

Ways to Use Your Log-In Information Now

- [Complete and electronically sign an original \(first-time\) Free Application For Federal Student Aid \(FAFSA®\) form](#)
- Check the SSA match status of your account information under Account Settings
- Utilize the [Help Center](#) to get answers to common questions
- Explore our [Resources](#) that can help you learn more about the federal student loan journey

Ways to Use Your Log-In Information After You've Been Matched

- Access U.S. Department of Education online systems, such as the myStudentAid mobile app
- Fill out a FAFSA renewal
- Complete and sign forms such as the Income-Driven Repayment Plan Request and Direct Consolidation Loan Application

[Return to StudentAid.gov](#)

- Your info will be sent to the Social Security Administration (SSA) for confirmation
- **SSA review will take 1–3 days and it cannot be used until it is verified**
- You should receive the results of the SSA review.

----- Forwarded message -----
From: FSA ID Information <FSA-ID@ed.gov>
Date: Fri, Feb 21, 2020 at 10:03 AM
Subject: Your Social Security Administration Results - Successful
To: <fname6name6testing@gmail.com>

Dear Fname6,

Your Social Security Administration (SSA) match was completed and your personal information confirmed.

Ways to Use Your Log-In Information Now That You've Been Matched

- Access U.S. Department of Education online systems, such as the myStudentAid app
- Fill out a [Free Application for Federal Student Aid \(FAFSA®\)](#) renewal
- Complete and sign forms, such as the [Income-Driven Repayment Plan Request](#) or the [Direct Consolidation Loan Application](#)

If you have any questions or need help, [visit the StudentAid.gov Help Center](#).

Thank you,

U.S. Department of Education

Federal Student Aid

This mailbox is unattended. Please do not reply to this message.

- If there is an issue, log in to your StudentAid.gov account and navigate to “Account Settings” and review/update your profile info. If your info is correct, you’ll need to contact the SSA. To find your local SSA office, call 1-800-772-1213 or go to [ssa.gov](#).

FSA ID - SSA VERIFICATION


Last year, parents and students were not getting emails saying their information was matched. Follow these steps to check your status:

- Three days after you set up your FSA ID go to <https://studentaid.gov/fsa-id/create-account/launch>
- Login and verify your contact information
- Once logged in, hover over your name at the top right and select Settings and then click on Personal Information
- If it shows Matched, your information matched with the Social Security Administration and your username and password are now ready to be used.
- If it shows Not Matched, confirm that the spelling of your name matches what is on your Social Security card and that your birth date is correct. If they are, contact Federal Student Aid for assistance <https://studentaid.gov/help-center/contact> or contact the SSA. To find your local SSA office, call 1-800-772-1213 or go to ssa.gov.

SSA VERIFICATION STATUS

 **MATCHED**

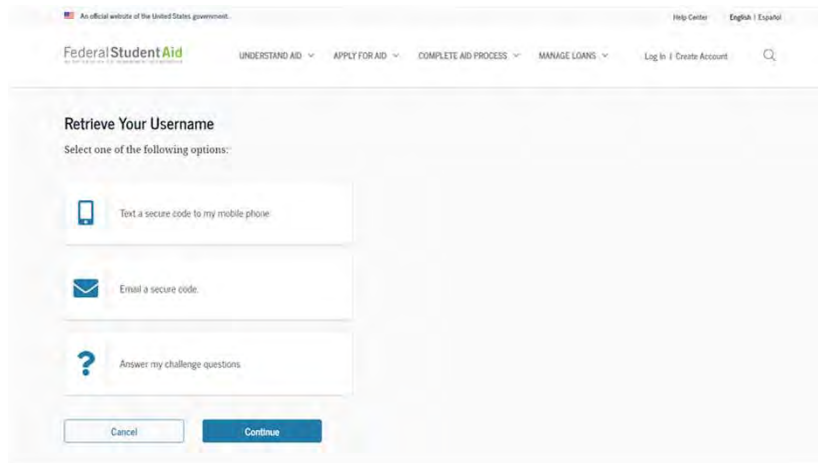
SSA VERIFICATION STATUS

 **NOT MATCHED**

FORGOT USERNAME OR PASSWORD?

If you forget your username or password, you can retrieve them by:

- having a secure code emailed to you (enter your verified email address and date of birth);
- having a secure code sent to you via text (enter your verified mobile phone number and date of birth); or
- answering your challenge questions (enter your Social Security number, last name, and date of birth). Note: you have to wait 30 minutes if you use this option to recover your password



The screenshot shows the 'Retrieve Your Username' page on the Federal Student Aid website. The page header includes the text 'An official website of the United States government.' and 'Help Center English | Español'. The main navigation bar contains 'FederalStudentAid' and several menu items: 'UNDERSTAND AID', 'APPLY FOR AID', 'COMPLETE AID PROCESS', and 'MANAGE LOANS'. There are also links for 'Log In | Create Account' and a search icon. The main content area is titled 'Retrieve Your Username' and asks the user to 'Select one of the following options:'. There are three radio button options: 'Text a secure code to my mobile phone', 'Email a secure code', and 'Answer my challenge questions'. At the bottom of the form are 'Cancel' and 'Continue' buttons.

2025–26 FAFSA Line-by-Line

FAFSA.GOV (Currently)

FederalStudentAid
AN OFFICE OF THE U.S. DEPARTMENT OF EDUCATION

FAFSA® Form ▾

Loans and Grants ▾

Loan Repayment ▾

Loan Forgiveness ▾



2025–26 FAFSA® Form Now Open to All During Beta Testing

We've expanded access to the 2025–26 FAFSA form to everyone during the current beta testing period. You can submit your actual 2025–26 FAFSA form today.

Start a 2025–26 FAFSA® Form

[Log In To Start](#)

Edit a 2025–26 FAFSA® Form or Accept an Invitation

[Log In To Edit](#)

Need the 2024–25 FAFSA form?

[Log In To Start a New Form](#)

[Log In To Edit Existing Forms](#)



2025-2026 FAFSA PROTOTYPE SCREENS

FAFSA LANDING PAGE

The screenshot shows the top portion of the FAFSA landing page. At the top left is the 'Federal Student Aid' logo with the tagline 'AN OFFICE OF THE U.S. DEPARTMENT OF EDUCATION'. To the right are navigation links for 'FAFSA', 'Loans & Grants', 'Repayment', and 'Loan Forgiveness'. Further right are a search icon, a notification bell, and a user profile icon labeled 'Raya'. The main content area features a large blue banner with the text 'Get Money To Help Pay for School' and a sub-headline: 'Use the *Free Application for Federal Student Aid* (FAFSA®) form to apply for financial aid for college, career school, or graduate school.' Below this are two buttons: 'Start a 2025–26 FAFSA® Form' and 'Edit a 2025–26 FAFSA® Form or Accept an Invitation'. To the right of the text is a large graphic of the word 'FAFSA' in blue, with the word 'form' in smaller text below it. The graphic includes illustrations of a student with a backpack, a student sitting on a laptop, and a student sitting on the ground with a laptop. Below the banner, there is a section for 'Need the 2024–25 FAFSA form?' with 'Start New Form' and 'Edit Existing Forms' links. At the bottom, there is a dark blue section titled 'Check FAFSA® Deadlines for the State You Live In' with a 'School Year' dropdown, a 'State of Residence' dropdown, a 'Find Deadlines' button, and a link to 'View All FAFSA Deadlines'.

Federal Student Aid
AN OFFICE OF THE U.S. DEPARTMENT OF EDUCATION

FAFSA ▾ Loans & Grants ▾ Repayment ▾ Loan Forgiveness ▾

Search 🔍 Notification 🔔 User: Raya ▾

Get Money To Help Pay for School

Use the *Free Application for Federal Student Aid* (FAFSA®) form to apply for financial aid for college, career school, or graduate school.

Start a 2025–26 FAFSA® Form

Edit a 2025–26 FAFSA® Form or Accept an Invitation

Start New Form Edit Existing Forms

Need the 2024–25 FAFSA form?

Start New Form | Edit Existing Forms

Check FAFSA® Deadlines for the State You Live In

Some states and schools use information from the FAFSA® form to determine your eligibility for their grants, scholarships, and loans. Check your state's deadlines here!

School Year

State of Residence

Find Deadlines

[View All FAFSA Deadlines](#)

SELECTING ROLE

FAFSA[®] Form
2025-26



I am starting the FAFSA form as a

Student



Parent



Previous

Continue

FAFSA LOGIN PAGE

An official website of the United States government. [Help Center](#) [Submit a Complaint](#) [English | Español](#)

FederalStudentAid
AN OFFICE OF THE U.S. DEPARTMENT OF EDUCATION

[FAFSA™ Form](#) [Loans and Grants](#) [Loan Repayment](#) [Loan Forgiveness](#) [Log In](#) | [Create Account](#)

Log In

Email, Phone, or FSA ID Username

Password
 [Show Password](#)

[Log In](#)

[Forgot My Username](#) | [Forgot My Password](#)

[Create an Account](#)

[Help Me Log In to My Account](#)

[Help Center](#) | [Contact Us](#) | [Site Feedback](#) [About Us](#) [Announcements](#) [Data Center](#) [Resources](#) [Forms Library](#)

FederalStudentAid
AN OFFICE OF THE U.S. DEPARTMENT OF EDUCATION

[Twitter](#) [Facebook](#) [Instagram](#) [LinkedIn](#) [YouTube](#) [Notices](#) | [usa.gov](#) | [who.gov](#) | [ed.gov](#) | [Site Feedback](#)

STUDENT ONBOARDING (1 OF 4)

When the student starts the 2025–26 FAFSA form for the first time, they are taken through the FAFSA onboarding process. The first onboarding page provides an overview of the FAFSA form and an accompanying video.

FAFSA[®] Form 2025–26 Student Raya Tran

Understanding the FAFSA[®] Form

1 of 4

What is the FAFSA[®] form?

Use the *Free Application for Federal Student Aid* (FAFSA[®]) form to apply for grants, scholarships, work-study funds, and loans for college, career school, or graduate school.

What is FAFSA[®] and why is it important?

Previous Continue

STUDENT ONBOARDING (2 OF 4)

The second FAFSA onboarding page provides information about the different roles that may be required to participate in the student's FAFSA form and documents that may be needed to fill out the form.

The screenshot displays the FAFSA 2025-26 onboarding interface for Student Raya Tran. The page is titled "Understanding the FAFSA Form" and is the second of four steps. The main heading is "Contributors to the FAFSA Form". A video player is embedded, showing a video titled "Who Is a Contributor on the 2024-25 FAFSA Form?". Below the video, there are two columns of text:

- Parents or Spouses:** Your answers on the FAFSA form will determine if any contributors need to be identified. These contributors will complete their own sections of the form and are asked to provide personal and financial information, but they will not be financially responsible for the student's education.
- How To Invite:** Contributors will need to log in with their own FSA ID to provide their information. To invite a contributor to a FAFSA form, you'll need to provide their name, date of birth, Social Security number (if they have one), and email address.

At the bottom of the page, there are "Previous" and "Continue" buttons, and a link for "Information or Documents You May Need".

STUDENT ONBOARDING (3 OF 4)

The third FAFSA onboarding page provides information about the types of questions the student can expect to see and how they can get additional help with filling out the FAFSA form.

The screenshot shows the FAFSA 2025-26 onboarding interface for a student named Raya Tran. The page is titled 'Understanding the FAFSA® Form' and is the third step of a four-step process. The current step is 'What To Expect', which is estimated to take 1 hour. The text explains that every contributor must provide consent and approval for the student to be eligible for federal student aid, and that the system can automatically obtain federal tax information from the IRS. It also notes that the form can be saved and returned to later. A video player is embedded, showing a video titled 'What Does It Mean To Provide Consent and Ap...'. The video thumbnail features a man with glasses and a red hoodie, with a question mark on his chest. Below the video, there is a link to learn more about how information is used. At the bottom, there are 'Previous' and 'Continue' buttons.

FAFSA® Form 2025-26 Student Raya Tran

Understanding the FAFSA® Form

3 of 4

What To Expect

How long will this take? 1 hour

Every contributor must provide consent and approval for you to be eligible for federal student aid. With your consent and approval, we can obtain your federal tax information automatically from the IRS to help you complete the FAFSA® form.

You can save the form and return to it later if you need more time.

What Does It Mean To Provide Consent and Ap...
What does it mean to provide consent and approval on the 2024-25 FAFSA® form?

Learn about how we use the information we collect on your FAFSA form.

Previous Continue

STUDENT ONBOARDING (4 OF 4)

The last FAFSA onboarding page provides information about what to expect once the FAFSA form is completed and submitted. On this page, the student can select "Start the FAFSA form" to begin.

FAFSA[®] Form 2025-26 Student Raya Tran

Understanding the FAFSA[®] Form

4 of 4

After Submitting the FAFSA[®] Form

After submission, you'll need to check on the status of your FAFSA[®] form and make corrections, if required.

What Happens After Submitting Your FAFSA[®] Form?

- Your form will be processed in one to three days.
- You'll be able to view your FAFSA Submission Summary. It will include the Student Aid Index (SAI), an index number used to determine federal student aid eligibility.
- Schools will use your SAI to create your financial aid offer that explains the types and amounts of aid they are offering you. Most schools only send an aid offer when they accept you for admission.

Previous Start FAFSA Form

IDENTITY INFORMATION

The FAFSA form will pre-populate information based on the information in the user's FSA ID account.

The user can verify that their personal information is correct. To update any of the personal information, the user must access their Account Settings on StudentAid.gov.

For fields related to the student's mailing address, the student can edit them directly on this page.

Student Identity Information

Review the information below and verify that it's correct before moving forward.

Name

Raya A. Tran

Date of Birth

5/5/2003

Social Security Number

•••••1234

Email Address

raya.tran@email.com

Mobile Phone Number

(555) 555-5555

To update this information for all U.S. Department of Education communications, go to [Account Settings](#).

Permanent Mailing Address

Include apartment number.

123 Sesame Street

City

New York

State

New York (NY)

Zip Code

54321

Country

United States

Previous

Continue

STATE OF LEGAL RESIDENCE

The student is asked about their state of legal residence. The student selects the state from a dropdown box and provides the month and year when they became a legal resident which can be their date of birth if they were born here

FAFSA[®] FORM 2024-25 Student Raya Tran Save FAFSA Menu

Student State of Legal Residence

State
New York (NY) ?

Date the Student Became a legal Resident

Month	Year	?
01	2000	

Previous Continue

Providing Consent

PROVIDING CONSENT

The application informs the user about consent and their federal tax information. By providing consent, the user's federal tax information is transferred directly into the FAFSA® form from the IRS to help complete the Student/Parent Financials section. The user selects "Approve" to provide consent and is taken to the next page.

Even if the user did not file taxes, they must provide consent by clicking Approve

FAFSA FORM 2024-25 Student Raya Tran Save FAFSA Menu

Provide Consent or Be Ineligible for Federal Student Aid

Summary
Your consent is needed to retrieve and disclose federal tax information (FTI). With your consent, we can obtain tax return information automatically from the IRS to help you complete the FAFSA® form. If you don't provide consent, you will not be eligible for federal student aid, including grants and loans. You must provide consent even if you didn't file a U.S. federal tax return or any tax return at all.

- Get your 2022 tax return information for the 2024-25 FAFSA form.
- Tax return information is required to complete the FAFSA form.
- FTI is used to determine your eligibility for federal student aid.

Under penalty of law, I certify that I am the individual associated with the FSA ID log-in credentials used to access the FAFSA form to provide the necessary approval and consent for the disclosure and use of my federal tax information (FTI) from the U.S. Department of the Treasury. By accepting below, I approve and consent to:

- The U.S. Department of Education to disclose my Social Security number, last name, and date of birth to the U.S. Department of the Treasury in order to obtain my FTI only for the purpose of determining the eligibility for, and the amount of, federal student aid for myself or of others which I participated and shared my FTI by a program authorized under subpart 1 of Part A, C, or Part D of Title IV of the *Higher Education Act of 1965*, as amended.
- The use of my FTI by U.S. Department of Education officials and contractors (as defined in 26 U.S.C. § 6103(i)(13)), only for the purpose of determining the eligibility for, and amount of, federal student aid for myself or of others for which I participated and shared my FTI by a program authorized under Title IV of the *Higher Education Act of 1965*, as amended.
- The U.S. Department of Education to redisclose my FTI received from the U.S. Department of Treasury, pursuant to 26 U.S.C. 6103(i)(13)(D)(iii), which includes:
 - institutions of higher education participating in the federal student aid programs authorized under the *Higher Education Act of 1965*, as amended;
 - state higher education agencies; and
 - scholarship organizations designated prior to Dec. 19, 2019, by the Secretary of Education.
- The use of my FTI for the application, award, and administration of student aid awarded by federal government, institutions of higher education, state higher education agencies, and designated scholarship organizations.
- The redisclosure of my FTI to any future 2024-25 FAFSA forms for which I elect to participate (e.g., if I elect to participate in my child's FAFSA form or to complete my own FAFSA form after participating in another FAFSA form). My FTI will be redisclosed to these additional applicants upon my affirmation to participate. I understand that I may decline an invitation to participate which will prevent the transfer of my FTI to that FAFSA form.

By approving and consenting, I further understand:

- My approval and consent are a condition of my eligibility or of others for which I have participated and shared my FTI for federal student aid, even if I did not file a U.S. federal tax return.
- FTI received from the U.S. Department of Treasury will supersede any manually entered financial or income information on the FAFSA form.
- The U.S. Department of Education may request updated tax information from the U.S. Department of Treasury once consent is provided. If FTI has changed (e.g., amended tax return filed with revised FTI), then eligibility for and amounts of federal, state, and institutional financial aid may change.
- If I do not approve and consent to the disclosure of my FTI, the U.S. Department of Education will be unable to calculate my eligibility for federal student aid or the eligibility of others who have requested that I share my FTI on their FAFSA form.
- I am permitted to revoke my approval and consent for the disclosure and use of my FTI as outlined herein, at StudentAid.gov. However, by revoking such approval and consent, neither I nor other applicants for which I participated and shared my FTI will be eligible for future federal student aid and/or other financial aid program that used FTI to make determinations for eligibility of aid awarded by an institution of higher education, state higher education agency, or other designated scholarship organization.

Frequently Asked Questions

- Who should provide consent?
- If I'm married and didn't file a joint tax return with my current spouse, does my spouse have to provide consent for you to access their tax information?
- What happens after I provide consent?
- What happens if I revoke consent?
- What happens if I decline consent?

Select "Approve" to consent to using your tax information to determine your eligibility for federal student aid. If you select "Decline," you will not be eligible for federal student aid.

Previous Decline Approve

PROVIDING CONSENT

Summary

Your consent and approval are needed to retrieve and disclose federal tax information. With your consent and approval, we can obtain tax return information automatically from the IRS to help you complete the FAFSA® form. If you don't provide consent and approval, you will not be eligible for federal student aid, including grants and loans. You must provide consent and approval even if you didn't file a U.S. federal tax return or any tax return.

→ Get your 2023 tax return information for the 2025–26 FAFSA form.

→ Tax return information is required to complete the FAFSA form.

→ Federal tax information is used to determine your eligibility for federal student aid.

WHO SHOULD PROVIDE CONSENT AND APPROVAL

- All students
- If parents are married and filed jointly, only one parent has to provide consent. If they are married and filed separately then 3 must consent (student, parent, spouse)
 - Even if the parent's didn't file tax return
 - Even if they don't have a SSN
 - Even if they filed in a foreign country
- If students or parents do not provide consent, the student can finish the application but they will not be eligible for aid

The Student Will Be Ineligible for Federal Student Aid

You did not agree to the terms on this page. The student will not be eligible for federal student aid, including grants and loans, if you don't agree to the terms.

Select "Provide Consent" to provide your consent.

Decline

Provide Consent

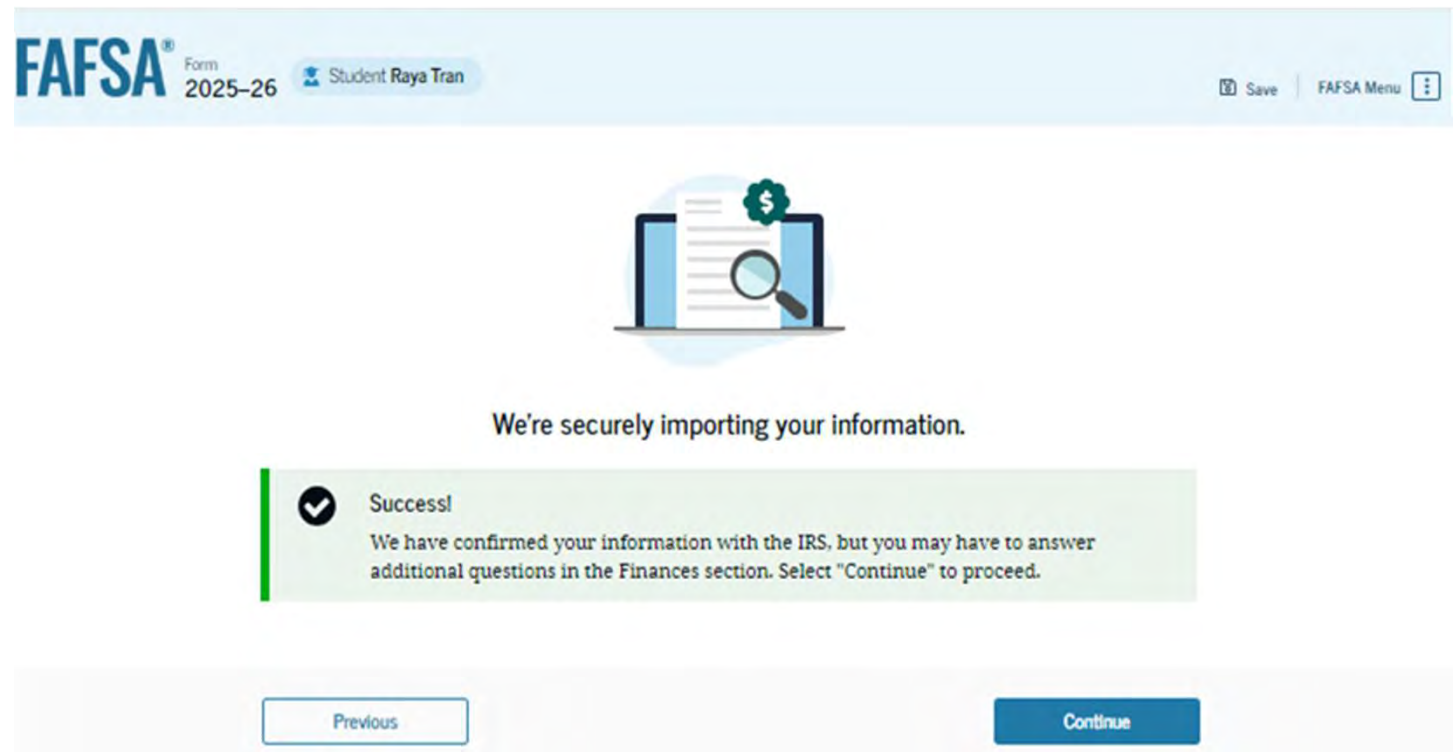
FAFSA DEPENDENCY STATUS

If any of the following criteria applies, the student is considered independent:

- ✓ 24 years or older
- ✓ Married
- ✓ Pursuing a Master's or Doctorate Program
- ✓ Children and you provide $\frac{1}{2}$ support
- ✓ In foster care since turning the age of 13
- ✓ Emancipated minor
- ✓ Currently or was in legal guardianship
- ✓ Homeless or self supporting and at risk of being homeless
- ✓ Veteran or serving active duty in U.S. Armed Force

STUDENT INFORMATION

- New message this year to let students and contributors know that their information is being transferred from the IRS into the FAFSA
- It states that they should not leave this screen while it's processing
- If it was successful they will see the Success! message




The screenshot shows the FAFSA 2025-26 interface for Student Raya Tran. The header includes the FAFSA logo, the form year (2025-26), the student's name, and options to save or view the FAFSA menu. The main content area features an illustration of a laptop with a magnifying glass and a dollar sign, indicating a financial check. Below this, a message states: "We're securely importing your information." A green success message box follows, with a checkmark icon and the text: "Success! We have confirmed your information with the IRS, but you may have to answer additional questions in the Finances section. Select 'Continue' to proceed." At the bottom, there are two buttons: "Previous" and "Continue".

Student Application

INTRODUCTION: DEPENDENT PERSONAL CIRCUMSTANCES


The form will now take the student through the questions to determine whether they are dependent or independent

FAFSA[®] Form 2025–26  Student Raya Tran

Your Personal Circumstances

We'll ask you questions that help us determine your eligibility for federal student aid. This information can affect the types of federal student aid you're eligible to receive.

→ Sometimes we need to collect information from other people after we review your answers. We'll let you know if this is the case.



[Previous](#) [Continue](#)

DEPENDENT STUDENT MARITAL STATUS

FAFSA[®] Form 2025-26 Student Raya Tran Save FAFSA Menu

1 Personal Circumstances 2 Demographics 3 Financials 4 Colleges 5 Signature

Student Current Marital Status

Single (never married)

Married (not separated)

Remarried

Separated

Divorced

Widowed

Previous Continue

DEPENDENT STUDENT COLLEGE OR CAREER SCHOOL PLANS

The student is asked about their college grade level for the 2025–26 school year and if they will have their first bachelor's degree.

FAFSA® Form 2025–26 Student Raya Tran Save FAFSA Menu

1 Personal Circumstances 2 Demographics 3 Financials 4 Colleges 5 Signature

Student College or Career School Plans

When the student begins the 2025–26 school year, what will their college grade level be?

First year (freshman)

Second year (sophomore)

Other undergraduate (junior and beyond)

Master's, doctorate, or graduate certificate program (such as M.A., MBA, M.D., J.D., Ph.D., Ed.D., etc.)

When the student begins the 2025–26 school year, will they have their first bachelor's degree?

Yes No

Previous Continue

STUDENT PERSONAL CIRCUMSTANCES

The student is asked if any of the listed personal circumstances apply to them.

FAFSA[®] Form 2025-26 Student **Raya Tran** Save | FAFSA Menu

1 Personal Circumstances 2 Demographics 3 Financials 4 Colleges 5 Signature

Student Personal Circumstances

Select all that apply.

- The student is currently serving on active duty in the U.S. armed forces for purposes other than training.
- The student is a veteran of the U.S. armed forces.
- The student has children or other people (excluding their spouse) who live with them and receive more than half of their support from the student now and between July 1, 2025 and June 30, 2026.
- At any time since the student turned 13, they were an orphan (no living biological or adoptive parent).
- At any time since the student turned 13, they were a ward of the court.
- At any time since the student turned 13, they were in foster care.
- The student is or was a legally emancipated minor, as determined by a court in their state of residence.
- The student is or was in a legal guardianship with someone other than their parent or stepparent, as determined by a court in their state of residence.
- None of these apply.

Previous Continue

OTHER STUDENT CIRCUMSTANCES

The student is asked if they were homeless or at risk of being homeless.

The screenshot shows the FAFSA 2025-26 application interface for Student Raya Tran. The progress bar indicates the user is on step 1, 'Personal Circumstances'. The question asks: 'At any time on or after July 1, 2024, was the student unaccompanied and either (1) homeless or (2) self-supporting and at risk of being homeless?'. There are two radio button options: 'Yes' and 'No'. The 'Continue' button is highlighted in blue, indicating the user is ready to proceed to the next step.

FAFSA® Form 2025-26 Student Raya Tran Save FAFSA Menu

1 Personal Circumstances 2 Demographics 3 Financials 4 Colleges 5 Signature

Student Homelessness

At any time on or after July 1, 2024, was the student unaccompanied and either (1) homeless or (2) self-supporting and at risk of being homeless?

Yes No

Previous Continue

OTHER STUDENT CIRCUMSTANCES

If the student selects yes, they will be asked if a specific program determined the student as homeless.



Federal Student Aid
FAFSA Form 2025-26 Student Raya Tran

1 Personal Circumstances 2 Demographics 3 Financials 4 Colleges 5 Signature

Student Homelessness

At any time on or after July 1, 2024, was the student unaccompanied and either (1) homeless or (2) self-supporting and at risk of being homeless?

Yes No

Did any of the following determine the student was homeless or at risk of becoming homeless?
Select all that apply.

- Director or designee of an emergency or transitional shelter, street outreach program, homeless youth drop-in center, or other program serving those experiencing homelessness
- The student's high school or school district homeless liaison or designee
- Director or designee of a project supported by a federal TRIO or GEAR UP program grant
- Financial aid administrator
- None of these apply.

Previous Continue

STUDENT UNUSUAL CIRCUMSTANCES

The student is asked if unusual circumstances prevent them from contacting their parent(s).

The screenshot shows the FAFSA 2025-26 form for Student Raya Tran. The form is currently on the 'Student Unusual Circumstances' section, which is the first step in a five-step process: Personal Circumstances, Demographics, Financials, Colleges, and Signature. The question asks: 'Do unusual circumstances prevent the student from contacting their parents or would contacting their parents pose a risk to the student?'. Below the question, there is a list of examples of unusual circumstances: left home due to an abusive or threatening environment; abandoned by or estranged from their parents; have refugee or asylee status and are separated from their parents, or their parents are displaced in a foreign country; are a victim of human trafficking; are incarcerated, or their parents are incarcerated and contact with the parents would pose a risk to the student; or are otherwise unable to contact or locate their parents. At the bottom, there are two radio button options: 'Yes' and 'No'. The 'Continue' button is highlighted in blue.

Federal Student Aid
FAFSA Form 2025-26 Student Raya Tran

1 Personal Circumstances 2 Demographics 3 Financials 4 Colleges 5 Signature

Student Unusual Circumstances

This information will help us evaluate the student's ability to pay for school.

Do unusual circumstances prevent the student from contacting their parents or would contacting their parents pose a risk to the student?

A student may be experiencing unusual circumstances if they

- left home due to an abusive or threatening environment;
- are abandoned by or estranged from their parents;
- have refugee or asylee status and are separated from their parents, or their parents are displaced in a foreign country;
- are a victim of human trafficking;
- are incarcerated, or their parents are incarcerated and contact with the parents would pose a risk to the student; or
- are otherwise unable to contact or locate their parents.

If the student's circumstances resulted in not having a safe and stable place to live, they may be considered a homeless youth and should review the answer to the previous question about being unaccompanied and homeless.

Yes No

Previous Continue

DEPENDENCY STATUS: PROVISIONALLY INDEPENDENT STATUS

If the student answers yes to the questions in the “Other Student Circumstances” section, they will be considered Provisionally Independent and will need to connect with their college’s financial aid office.

The screenshot displays the FAFSA 2025-26 application interface for Student Raya Tran. At the top, there is a progress bar with five steps: 1. Personal Circumstances (highlighted), 2. Demographics, 3. Financials, 4. Colleges, and 5. Signature. Below the progress bar, the section is titled "Your Dependency Status". It features a circular icon of a student and the heading "Provisionally Independent Student". The text explains that based on the student's answers, they are a provisionally independent student, meaning they do not need to answer questions about their parents to submit their application. It also states that to complete the application, the student must contact their college's or career school's financial aid office and provide documentation to verify their circumstances. A final note mentions that the Student Aid Index (SAI) cannot be calculated until the student confirms their circumstances with the financial aid office, and that an estimate of federal student aid eligibility as an independent student will be provided in the meantime. At the bottom of the screen, there are two buttons: "Previous" and "Continue".



PROVISIONAL INDEPENDENT STATUS

- Both first-time and renewal applicants who indicate on their FAFSA form that they have an unusual circumstance will be granted provisional independent status. They will be able to complete the form without providing parental information. They will also receive an estimate of their federal student aid eligibility, which will be subject to a final determination by the institution they attend.
- If a student's institution approves their unusual circumstances, their independent status will carry over when they renew their FAFSA form in future award years and they will be considered independent for as long as they remain at the same institution and their circumstances remain unchanged.
- If a student pursues an adjustment for unusual circumstances and is not determined to be an independent student by their institution, the student will only be eligible for Direct Unsubsidized Loans unless they subsequently complete the FAFSA form as a dependent student by providing parental information.

DEPENDENCY STATUS: DEPENDENT STUDENT

Wording has been updated:

- They should only select yes if the student's parents are totally unwilling to provide information.
- The college will determine the student's eligibility for a Direct Unsubsidized Loan only.

FAFSA[®] Form 2025–26 Student Raya Tran Save FAFSA Menu

1 Personal Circumstances 2 Demographics 3 Financials 4 Colleges 5 Signature

Your Dependency Status

Dependent Student
Based on your answers, you're a dependent student. This means you must provide parent information on your FAFSA[®] form. This information helps determine how much federal student aid you're eligible to receive.

Direct Unsubsidized Loan Only

Are the student's parents refusing to provide their information on this FAFSA[®] form?
This response must be "No" for the student to be considered for Federal Pell Grant eligibility and most other types of federal student aid.

Yes No

Previous Continue

DEPENDENCY STATUS: DEPENDENT STUDENT

- Parent Wizard is built into the application
- Will walk a student through who they need to invite to be a contributor

Tell Us About the Student's Parents

On the FAFSA® form, the "parent" is the student's legal (biological or adoptive) parent.

Are the parents married to each other?

Yes

No

Do the parents live together?

Yes

No

Did one parent provide more financial support than the other parent over the past 12 months?

If both parents provided an exact equal amount of financial support or if they don't support the student financially, select "No," and refer to the parent with the greater income and assets in the next question.

Yes

No

Has the parent you identified in the previous question remarried?

Remember, this applies to the parent with the greater income and assets.

Yes

No

Provide Information for the Parent and Stepparent

Based on your answers in the previous section, you'll need to provide information about the parent and stepparent on the FAFSA® form. You can invite the parent and stepparent to the form so they can complete their required sections.

DEPENDENCY STATUS: DEPENDENT STUDENT

Dependent Students will need to know their parent(s) name, Social Security Number (if applicable) and DOB

FAFSA® Form 2025-26

Student Raya Tran



Invite Parent(s) to This FAFSA® Form



We Need Information for Your Parent(s) Now

Based on your answers in the previous section, you'll need to provide information about both of your parents on your FAFSA® form. This doesn't make them financially responsible for your education. You can invite one or both of your parents to your form now and have them complete their required sections.

Enter information about your parent(s) identified on the prior page, and we'll send an email on your behalf.

If they already have a StudentAid.gov account username and password (FSA ID), the information entered here must exactly match that account.

IMPORTANT: If your contributor doesn't have a Social Security number, you may encounter an issue that impacts your ability to add them to your form. If you receive this error, review the guidance and recommended workaround and try again.

Use the email address that is most likely to reach your contributor. Unlike the other information provided, the email address doesn't need to match the email associated with their StudentAid.gov account.

INVITING PARENTS



Parent

First Name

Last Name

Date of Birth

Month Day Year

Social Security Number (SSN)

 Hide

My parent doesn't have an SSN.

Email Address

Confirm Email Address

Send Invite



Parent Spouse or Partner

optional

First Name

Last Name

Date of Birth

Month Day Year

Social Security Number (SSN)

 Hide

My parent doesn't have an SSN.

Email Address

Confirm Email Address

Send Invite

- This screen will show one Parent section if the parent is not married/remarried or two if they are
- Student needs to make sure this information is their legal information (name, birthdate and SSN - if they have one)
- Student will provide email address. Note: If parent's FSA ID is set up under a different email address it will still work.
- If the parent doesn't get the invite, log back into the student's account to make sure this information is correct
- If the parent's filed their taxes as Married Filing Jointly, the student can send an invite to both parents. Only one of them needs to complete the FAFSA.

Tip: Make sure students know their parent's SSN and email addresses before getting to this section.

Students and parents can be logged in to their accounts at the same time to work on their part once they accept the invitation

INVITING PARENTS: NO SSN

Social Security Number (SSN)

 Hide

My parent doesn't have an SSN. Checking this box when your parent does have an SSN may delay processing of the FAFSA form.

Address

City

State

Zip Code

Country

- For parents with no SSN, students should check the box that states My parent doesn't have an SSN and the address fields will appear
- Make sure the student enters the address exactly as it appears on identity verification ID they used to set up their FSA ID
- Make sure if Road is spelled out, that they spell it out here

DEPENDENCY STATUS: DEPENDENT STUDENT

Invite Parent(s) to This FAFSA® Form



We Need Information for Your Parent(s) Now

Based on your answers in the previous section, you'll need to provide information about both of your parents on your FAFSA® form. This doesn't make them financially responsible for your education. You can invite one or both of your parents to your form now and have them complete their required sections.

Enter information about your parent(s) identified on the prior page, and we'll send an email on your behalf.

If they already have a StudentAid.gov account username and password (FSA ID), the information entered here must exactly match that account.

IMPORTANT: If your contributor doesn't have a Social Security number, you may encounter an issue that impacts your ability to add them to your form. If you receive this error, review the [guidance and recommended workaround](#) and try again.

Use the email address that is most likely to reach your contributor. Unlike the other information provided, the email address doesn't need to match the email associated with their StudentAid.gov account.



Parent

Invite sent to D Chandler



Parent Spouse or Partner

Invite sent to a chandler

STUDENT DEMOGRAPHICS

Only the student will be able to see what they enter on the student demographics.



The screenshot shows the FAFSA website interface. At the top, the logo for Federal Student Aid is visible, along with navigation links for FAFSA, Loans & Grants, Repayment, and Loan Forgiveness. The main header identifies the user as 'Student Raya Tran' for the 'Form 2025-26'. The central section is titled 'Student Demographics' and contains a text box explaining that questions about background and education levels will be asked to determine eligibility for federal student aid. To the right of this text is an illustration of three diverse individuals. At the bottom of the section are two buttons: 'Previous' and 'Continue'.

STUDENT DEMOGRAPHICS

These questions will be used for research purposes only

The screenshot shows the FAFSA 2025-26 interface for Student Raya Tran. The progress bar indicates the user is on the 'Demographics' step (2), with 'Personal Circumstances' (1) completed, 'Financials' (3) in progress, and 'Colleges' (4) and 'Signature' (5) yet to be completed. The 'Save' button is visible in the top right corner.

Student Demographic Information

Questions Used for Research Purposes Only and Do Not Affect Federal Student Aid Eligibility

Your answers will not

- affect the student's eligibility for federal student aid.
- be used in any calculations, or
- be shared with the schools to which the student applies.

What is the student's gender?

Male

Female

Nonbinary

Prefer not to answer

[Previous](#) [Continue](#)

STUDENT DEMOGRAPHICS

The student is asked if they are of Hispanic, Latino, or Spanish origin. They are also asked about their race. The student selects checkboxes to answer both questions. Prefer not to answer is an option.

FAFSA[®] Form 2025-26 Student Raya Tran

1 Personal Circumstances 2 Demographics 3 Financials 4 Colleges 5 Signature

Student Race and Ethnicity

Questions Used for Research Purposes Only and Do Not Affect Federal Student Aid Eligibility

Your answers will not

- affect the student's eligibility for federal student aid,
- be used in any aid calculations, or
- be shared with the schools to which the student applies.

Is the student of Hispanic, Latino, or Spanish origin?

Select all that apply:

No, not of Hispanic, Latino, or Spanish origin

Yes, Mexican, Mexican American, or Chicano

Yes, Puerto Rican

Yes, Cuban

Yes, another Hispanic, Latino, or Spanish origin

Prefer not to answer

STUDENT DEMOGRAPHICS

Each of the race categories will expand after selected

If the student doesn't know anything beyond the race listed here, they can leave the rest blank

What is the student's race?

Select all that apply.

White

Black or African American

Asian

American Indian or Alaska Native

Native Hawaiian or Other Pacific Islander

Prefer not to answer

Previous Continue

STUDENT DEMOGRAPHICS

The student is asked about their citizenship status.

The screenshot shows the FAFSA 2025-26 interface for Student Raya Tran. A progress bar at the top indicates five steps: Personal Circumstances (1), Demographics (2), Financials (3), Colleges (4), and Signature (5). The current step is Demographics. Below the progress bar, the section is titled "Student Citizenship Status" and contains three radio button options: "U.S. citizen or national", "Eligible noncitizen", and "Neither U.S. citizen nor eligible noncitizen". At the bottom of the form, there are "Previous" and "Continue" buttons.

2. You have an [Arrival-Departure Record \(I-94\)](#) from U.S. Citizen and Immigration Services (USCIS) showing*

- “Refugee,”
- “Asylum Granted,”
- “Cuban-Haitian Entrant,”
- “Conditional Entrant” (valid only if issued before April 1, 1980), or
- “Parolee” (you must be paroled for at least one year, and you must be able to provide evidence from the USCIS that you are in the United States for other than a temporary purpose with the intention of becoming a U.S. citizen or permanent resident).

3. You hold a T nonimmigrant status (“T-visa”) (for victims of human trafficking) or your parent holds a T-1 nonimmigrant status. Your college or career school’s financial aid office will ask to see your visa and/or certification letter from the U.S. Department of Health and Human Services.*

4. You are a “battered immigrant-qualified alien” who is a victim of abuse by your citizen or permanent resident spouse, or you are the child of a person designated as such under the Violence Against Women Act (VAWA).*

5. You are a citizen of the Federated States of Micronesia, the Republic of the Marshall Islands, or the Republic of Palau. If this is the case, you may be eligible for only certain types of federal student aid:

- Citizens of the Republic of Palau are eligible for [Federal Pell Grants](#), [Federal Supplemental Educational Opportunity Grants](#), and [Federal Work-Study](#).
- Citizens of the Federal States of Micronesia and the Republic of the Marshall Islands are eligible for Federal Pell Grants only.

*To qualify for federal student aid, certain eligible noncitizens must be able to provide evidence from the USCIS that they are in the United States for other than a temporary purpose with the intention of becoming a U.S. citizen or permanent resident.

STUDENT DEMOGRAPHICS

The student is asked about their parents' education status.

If you are helping a student complete the FAFSA and neither of their parents attended college, it is helpful to let them know there are programs at the college level that can help 1st Generation (ex: Trio)

The screenshot shows the FAFSA 2025-26 form for Student Raya Tran. The progress bar indicates the current step is 'Demographics' (step 2), with 'Personal Circumstances' (step 1) completed and 'Financials' (step 3), 'Colleges' (step 4), and 'Signature' (step 5) remaining. The question is 'Parent Education Status' with the prompt 'Did either of the student's parents attend college or complete college?'. There are four radio button options: 'Neither parent attended college', 'One or both parents attended college, but neither parent completed college', 'One or both parents completed college', and 'Don't know'. At the bottom, there are 'Previous' and 'Continue' buttons.

FAFSA[®] Form 2025-26 Student Raya Tran Save FAFSA Menu

1 Personal Circumstances 2 Demographics 3 Financials 4 Colleges 5 Signature

Parent Education Status

Did either of the student's parents attend college or complete college?

Neither parent attended college

One or both parents attended college, but neither parent completed college

One or both parents completed college

Don't know

Previous Continue

STUDENT DEMOGRAPHICS

FAFSA[®]
Form
2025-26

Student Raya Tran

Save | FAFSA Menu



Parent Killed in Line of Duty

Was the student's parent or guardian killed in the line of duty while either (1) serving on active duty as a member of the U.S. armed forces on or after the events of 9/11, or (2) performing official duties as a public safety officer?

Public safety officers include law enforcement officers, firefighters, and emergency service workers.

Yes


No

Previous

Continue

STUDENT DEMOGRAPHICS

Make sure current seniors are selecting High school diploma. Some think they are answering what their status is right now. It's actually what will their status be when they begin college

FAFSA[®] Form 2025–26  Student Raya Tran

1 Personal Circumstances 2 Demographics 3 Financials 4 Colleges 5 Signature

Student High School Completion Status

What will the student's high school completion status be at the beginning of the 2025–26 school year?

High school diploma

State-recognized high school equivalent (e.g., GED certificate)

Homeschooled

None of the above

[Previous](#) [Continue](#)

STUDENT DEMOGRAPHICS

FAFSA[®] Form 2025-26 Student: Raya Tran



Student High School Information

From what high school did or will the student graduate?

State

Previous

Continue

Student High School Information

From what high school did or will the student graduate?

State

Washington (WA) x

City

Bassett x

High School Name - optional

Bassett High

Search



To add a high school to this application, choose a school from the following list, and select "Continue."

Search Results 1 to 1 of 1

SORT BY: MOST RELEVANT A-Z

Bassett High
Bassett, WA

STUDENT DEMOGRAPHICS

It's important for students to confirm so they come out on FAFSA completion lists by school/district.

The screenshot shows the FAFSA 2025-26 interface for Student Raya Tran. At the top, there is a progress bar with five steps: 1. Personal Circumstances (checked), 2. Demographics (active), 3. Financials, 4. Colleges, and 5. Signature. Below the progress bar, the section is titled "Confirm Your High School" with the instruction: "Verify that your high school information below is correct. Once you're ready, select 'Continue' and we'll add it to your FAFSA form." The form fields are: High School Name (Bassett High), City (Bassett), and State (Washington (WA)). There is an "Edit" link next to the High School Name field. At the bottom, there are "Previous" and "Continue" buttons.

FAFSA[®] Form 2025-26 Student Raya Tran Save FAFSA Menu

1 Personal Circumstances 2 Demographics 3 Financials 4 Colleges 5 Signature

Confirm Your High School

Verify that your high school information below is correct. Once you're ready, select "Continue" and we'll add it to your FAFSA[®] form.

High School Name [Edit](#)
Bassett High

City
Bassett

State
Washington (WA)

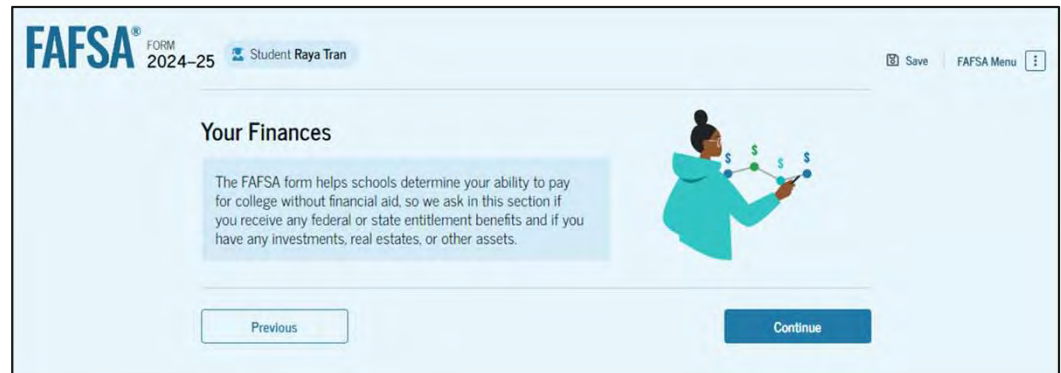
Previous Continue

STUDENT FINANCIALS

This is the first page within the Student Financials section. It provides an overview of the section.

If the student did not provide consent earlier in the application, it will give them the opportunity to do so here.

If they still don't want to provide consent, they will be able to manually enter tax information but they will not be eligible for federal student aid. They will send the record to the school who will reach out to the student to provide consent



The screenshot shows the FAFSA 2024-25 interface for a student named Raya Tran. The page is titled "Your Finances" and includes a brief explanation: "The FAFSA form helps schools determine your ability to pay for college without financial aid, so we ask in this section if you receive any federal or state entitlement benefits and if you have any investments, real estates, or other assets." To the right of the text is an illustration of a person in a teal hoodie holding a pen and pointing at a diagram of dollar signs. At the bottom of the page, there are two buttons: "Previous" and "Continue".

STUDENT FINANCIALS

The student is asked questions about their 2023 tax return and must make an entry in each field. Enter 0 if it does not apply

Take the time to let them know that most scholarships are not reported to the IRS so that will most likely be 0 also

FAFSA[®] Form 2025-26 Student Raya Tran Save FAFSA Menu

Personal Circumstances Demographics **Financials** Colleges Signature

Student 2023 Tax Return Information

Refer to the student's 2023 tax return to answer the following questions.
If the answer is zero or the question does not apply, enter 0.

IRA Rollover Into Another IRA or Qualified Plan

\$.00

Pension Rollover Into an IRA or Other Qualified Plan

\$.00

Amount of College Grants, Scholarships, or AmeriCorps Benefits Reported as Income to the IRS
The student paid taxes on these grants, scholarships, or benefits. These usually apply to those completing their FAFSA[®] form again, not to first-time applicants. If married, include the amount the student's spouse received.

\$.00

Foreign Earned Income Exclusion

\$.00

Previous Continue

STUDENT FINANCIALS

Student Assets:

Families that meet all three following criteria will not have to report assets:

- Have a total AGI of less than \$60,000
- Do not file a Schedule A, B, D, E, F, or H (or equivalent successor schedules) on their federal tax return
- And either do not file a Schedule C or file that form with a net business gain or loss of \$10,000 or less

Students will always answer these questions if they start the form because we do not have the family AGI. The answers are not used in the SAI calculation if the above criteria are met.

The screenshot shows the FAFSA 2025-26 interface for Student Raya Tran. A progress bar at the top indicates the following steps: 1. Personal Circumstances (checked), 2. Demographics (checked), 3. Financials (current step, highlighted in blue), 4. Colleges, and 5. Signature. The 'Student Assets' section is active and contains three input fields, each with a dollar sign on the left and a '.00' on the right:

- Current Total of Cash, Savings, and Checking Accounts**
Don't include student aid.
- Current Net Worth of Investments, Including Real Estate**
Don't include the home the student lives in. Net worth is the value of the investments minus any debts owed against them.
- Current Net Worth of Businesses and Investment Farms**
Enter the net worth of the student's businesses and for-profit agricultural operations. Net worth is the value of the businesses and farms minus any debts owed against them.


At the bottom of the form, there are two buttons: 'Previous' and 'Continue'.

COLLEGE AND CAREER SCHOOL SELECTION

FAFSA[®] Form 2025-26 Student Raya Tran Save FAFSA Menu

Select Colleges and Career Schools

Search for and select colleges and career schools you're considering so they automatically receive an electronic copy of the FAFSA[®] form.



[Previous](#) [Continue](#)

COLLEGE AND CAREER SCHOOL SELECTION

Students
can list
up to 20
schools

FAFSA[®] Form 2025-26 Student: **Raya Tran** Save FAFSA Menu

Personal Circumstances Demographics Financials **Colleges** Signature

Where should we send the FAFSA[®] information?

Search and select colleges and career schools.

If you can't find your school when searching by school name or state, try searching by School Code.

You must add at least one college or career school to the FAFSA[®] form. You can add up to 20 schools. Make sure to list all the schools you're considering, even if you're not certain you'll apply to all of them. You can add or delete schools on your FAFSA form later. Find tips for searching for colleges or career schools.

2 out of 20 schools selected [View Selected Schools](#)

[Search by School Name](#) [Search by School Code](#)

State
Washington (WA) x

City - optional

Rice University Burlington, California (CA)	Federal School Code B09773	+ Select
Rhodes College Centerville, California (CA)	Federal School Code E89235	+ Select
Smith College Lexington, California (CA)	Federal School Code G92383	+ Select
Macalester College Madison, California (CA)	Federal School Code 038412	+ Select
Wellesley College Springfield, California (CA)	Federal School Code F09983	✓ Selected

Search and Select Schools

< Previous **1** 2 3 4 5 Next >

Previous Continue

✓ 4 of 20 schools have been selected [Search and Select Schools](#)

COLLEGE AND CAREER SCHOOL SELECTION

- The student can view which colleges and/or career schools they have selected.
- When the student selects "Continue," they will have completed entering the required student information for their section and can proceed to review and sign their form.

FAFSA[®] Form 2025-26 Student Raya Tran

Personal Circumstances Demographics Financials **Colleges** Signature

Selected Colleges and Career Schools

These are the colleges and career schools that you've selected to receive the FAFSA[®] form. Review this list of schools and confirm your selection(s).

School List Guidelines for New York (NY) Residents
To be eligible for state grant aid in New York (NY), you must list an eligible in-state college. The order of schools in your college list will not impact your eligibility for state aid programs.

2 out of 20 schools selected

Showing 1 to 2 of 2

Brown University Northridge, CA	Federal School Code G12345	Remove View Information
Rice University Los Angeles, CA	Federal School Code G12345	Remove View Information

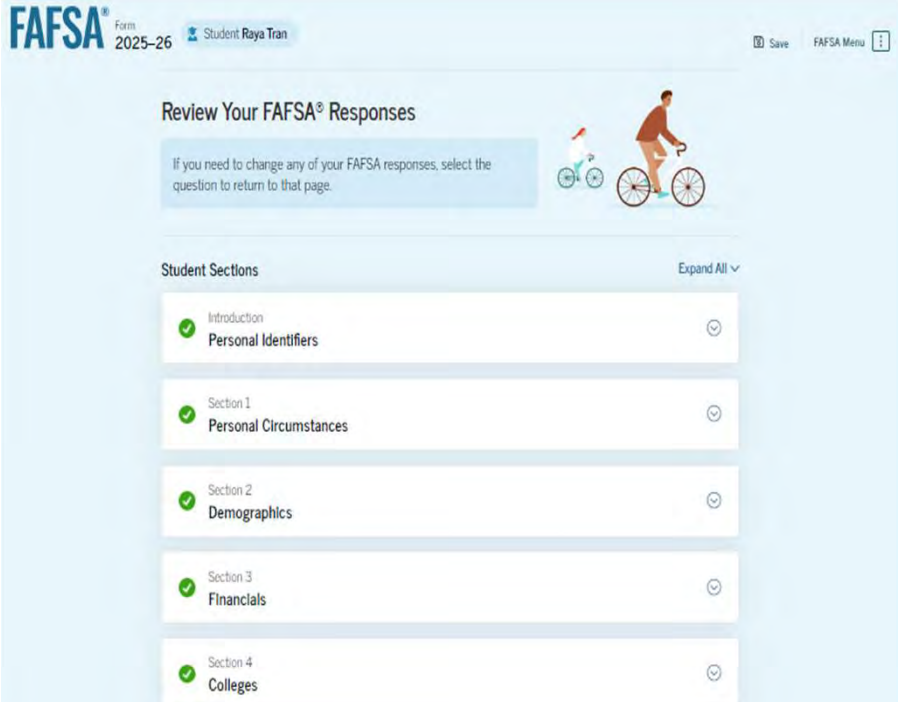
Search and Select More Schools

< Previous 1 2 Next >

Previous Continue

REVIEW AND SIGNATURE

- The review page displays the responses that the student has provided in the FAFSA form.
- To edit a response, the student can select the question's hyperlink and will be taken to the corresponding page.



The screenshot shows the FAFSA 2025-26 review interface for student Raya Tran. The page title is "Review Your FAFSA® Responses". A message box states: "If you need to change any of your FAFSA responses, select the question to return to that page." Below this, a list of "Student Sections" is displayed, each with a green checkmark and a dropdown arrow:

- Introduction
- Personal Identifiers
- Section 1
- Personal Circumstances
- Section 2
- Demographics
- Section 3
- Financials
- Section 4
- Colleges

The "Expand All" button is visible at the top right of the sections list.



REVIEW AND SIGNATURE

Dependent students can also see the contributor section and the status of their parent's invite.

Contributor Section

This Section Is Shared With 2 Contributor(s) [Manage Contributor Information](#)

This FAFSA[®] form is shared with the individual(s) listed below. View who you invited and the status of their section.

Contributors	Role	Date Added	Status
 Dana Scully	Parent	9/5/2024	<input checked="" type="checkbox"/> Invite Sent
 Fox Mulder	Parent Spouse or Partner	9/5/2024	<input checked="" type="checkbox"/> Invite Sent

[Previous](#) [Continue](#)

REVIEW AND SIGNATURE

After agreeing and signing, the student can submit their section of the FAFSA form.

Since parent information has not been provided, the FAFSA form is not considered complete and can't be processed yet.

The screenshot shows the FAFSA 2025-26 form interface for Student Raya Tran. The progress bar indicates that the 'Signature' section is the current step, marked with a '5' and a checkmark. The previous steps are 'Personal Circumstances', 'Demographics', 'Financials', and 'Colleges', all marked with checkmarks. The 'Sign and Complete Your Section' section contains a 'Summary' box with the following text: 'This page confirms that you understand the terms and conditions of the FAFSA® form and filled out the form accurately to the best of your ability.' Below this, it states: 'The FAFSA form is a legal document you will electronically sign with your account username and password (FSA ID). Because your FSA ID is associated with your personal information, do not share it with anyone.'

By signing this application electronically using your FSA ID, YOU, THE STUDENT, certify that you

- will use federal and/or state student aid only to pay the cost of attending an institution of higher education.
- are not in default on a federal student loan or have made satisfactory arrangements to repay it.
- do not owe money back on a federal student grant or have made satisfactory arrangements to repay it.
- will notify your school if you default on a federal student loan, and
- will not receive a Federal Pell Grant from more than one school for the same period of time.

REVIEW AND SIGNATURE

If you sign this application or any document related to the federal student aid programs electronically using a username and password, and/or any other credential, you certify that you are the person identified by the username and password, and/or any other credential and have not disclosed that username and password, and/or any other credential to anyone else. If you purposefully give false or misleading information, including applying as an independent student without meeting the unusual circumstances required to qualify for such a status, you may be subject to criminal penalties under 20 U.S.C. 1097, which may include a fine up to \$20,000, imprisonment, or both.

Additionally, by signing this application electronically using your FSA ID, you authorize the U.S. Department of Education to disclose all information provided on this application, as required under Section 483(a)(2)(D)(i) of the *Higher Education Act of 1965*, as amended, to the institutions you have identified herein, state higher education agencies (in your state of residence and the states in which the institutions identified herein are located), and designated scholarship organizations to assist with the application, award, and administration of federal, state, or institutional financial aid programs and designated scholarship programs. Notwithstanding this authorization, the name of an institution that you select to authorize such disclosure shall not be shared with any other institution.

You must sign your FAFSA[®] form now and then your contributor can submit your form when complete.

I, Raya Tran, agree to the terms outlined above.

Cancel

Sign

COMPLETED STUDENT SECTION

FAFSA Form 2025-26 Student Raya Tran

You're Almost There!
The student section is complete!

Parent Contributors

Requirements for Dependent Students
Your FAFSA[®] form is not complete until your parent(s) fill in the contributor section of the form and sign it. Once completed, your FAFSA form will be submitted for processing.

[Manage Contributor Information](#)

Contributors	Role	Date Added	Status
Dana Scully	Parent	9/5/2024	Invite Sent
Fox Mulder	Parent Spouse or Partner	9/5/2024	Invite Sent

Track and Manage Your FAFSA[®] Form and Contributors
Your application has been added to the "My Activity" page in your StudentAid.gov account. Visit this page to keep track of your FAFSA status; review, edit, or delete information on your form; and monitor the status of your contributor(s).

[View Status](#)

Here's What You Can Do Next

- Check Your Email**
You'll receive an email version of this page at the following email address: raya.tran@email.com.
- Your FAFSA[®] Form Still Needs Contributor Information**
The contributor(s) you selected will receive an email invitation to join your form.

Things You Should Know

View Your FAFSA Submission Summary

Once your application is complete and submitted, you can view your FAFSA Submission Summary, a summary of the information you provided on your FAFSA form. You'll be able to access the FAFSA Submission Summary one to three days after you submit your application by logging back in with your account username and password (FSA ID).

Questions About The FAFSA[®] Process?

Visit the "FAFSA Help" page for more information.

[Get Help](#)

We strongly recommend that your parent(s) complete their own section. If that isn't possible, you can manually provide their information, but you will not be eligible for federal student aid, including grants and loans, until they provide consent and approval, and sign the form.

[Provide Parent Information Manually](#)

MANUALLY ENTERING INFORMATION

If a student wants to manually enter their parent's information, they can do so but it is not recommended because their eligibility will not be calculated because the parent's consent and signature will be missing. They can select the link at the bottom of this page to enter information manually. It will process but as a rejected transaction unless consent is provided

Here's What You Can Do Next



Check Your Email

You will receive an email version of this page at the following email address: rayaatran@gmail.com.



Your FAFSA® Form Still Needs Contributor Information

The contributor(s) you selected will receive an email invitation to join your form every seven days until the application is complete.

Things You Should Know



View Your FAFSA® Submission Summary

Once your application is complete and submitted, you can view your FAFSA Submission Summary, a summary of the information you provided on your FAFSA form. You'll be able to access the FAFSA Submission Summary one to three days after you submit your application by logging back in with your account username and password (FSA ID).



Questions About Your Eligibility For Aid?

Visit the "FAFSA Help" page for more information.

[Get Help >](#)

We strongly recommend that your parent(s) complete their own section. If that isn't possible, you can manually provide their information, but you will not be eligible for federal student aid, including grants and loans, until they provide consent and sign the form.

[Provide Parent Information Manually >](#)

45 DAY RULE

If you do not submit your application and do not log into the application for 45 days all the data will be deleted.

Parent Section

PARENT INVITATION

Federal Student Aid

Help Complete Raya's Form

Alcina,

Raya T can't be eligible for federal student aid without your input. Help them complete the Free Application for Federal Student Aid (FAFSA®) form.

Providing information as a contributor does not make you financially responsible for Raya's education costs. Completing the FAFSA form is how they qualify for student aid including

- Federal Pell Grants,
- federal student loans,
- state financial aid, and
- school financial aid.

Log in with your FSA ID (account username and password) to complete your section.

Note: Forms are deleted after 45 days of inactivity.

Don't recognize Raya? Read [What To Do if You Got an Invite and Don't Recognize the Sender](#).

Log In

Why You Were Invited

Without your input, Raya won't be eligible for federal student aid.

Reasons To Finish Early

Here's why it's a good idea to finish as soon as possible:

- States and schools have different deadlines for student aid. Check the ["FAFSA® Deadlines"](#) page for more information.
- You may need extra time to make corrections after you submit.

PARENT LOG IN

The parent is taken to the “Log In” page to enter their FSA ID (account username and password). If the parent doesn't have an FSA ID, they can select "Create an Account."

Remember, they will need to wait until their information is verified with the Social Security Administration before they can provide consent. It is recommended to wait until that happens before proceeding with the application.

The screenshot shows the Federal Student Aid website's login interface. At the top, the logo for Federal Student Aid is displayed, along with navigation links for FAFSA, Loans & Grants, Repayment, and Loan Forgiveness. A search icon and links for Log In and Create Account are also present. The main content area features a 'Log In' heading with a right-pointing arrow. Below this, there are two input fields: 'Email, Phone, or FSA ID Username' containing the text 'alcina.tran', and 'Password' with a masked password and a 'Show Password' link. A prominent blue 'Log In' button is centered below the fields. Underneath the button are links for 'Forgot My Username', 'Forgot My Password', and 'Create an Account'. At the bottom of the form area, there is a link that says 'Help Me Log In to My Account'.

PARENT SECTION

FederalStudentAid
AN OFFICE OF THE U.S. DEPARTMENT OF EDUCATION

FAFSA ▾

Loans & Grants ▾

Repayment ▾

Loan Forgiveness ▾

🔍 🔔 👤 Alcina ▾

My Activity

Raya Tran Wants Your Help on a FAFSA® Form

Raya Tran has identified you as a parent on their 2025–26 Free Application for Federal Student Aid (FAFSA®) form.

Parents are required to provide their financial and demographic information on the student's FAFSA form. This does not make you financially responsible for Raya's educational costs or any federal student loans they decide to accept.

Visit the FAFSA Help Center

Accept Invitation

Decline Invitation



By accepting this invitation, you agree to share your personal and contact information from your StudentAid.gov account on the student's FAFSA form. Once you accept, your information will be linked to this form.

By Accepting This Invitation You Agree to Share Your Information

We will need to use some personal information we already have on file about you in order to fill out the necessary steps in this FAFSA® form. To accept this invitation, select "Continue."

Go Back

Continue


PARENT SECTION

FAFSA® Form 2025-26 Parent of Raya Tran

Parent Contributing to the FAFSA® Form

You have entered Raya Tran's FAFSA® form!

- This FAFSA form can't be submitted for processing until you provide some required personal and financial information.
- You can save this form and come back to it later.



Frequently Asked Questions

- Why have I been invited to contribute to this FAFSA® form?
- Does contributing to the form mean I'm responsible to pay for college or career school?
- What do I need to complete my section(s)?
- What kind of information will I be asked to provide?
- What happens after I complete my section(s)?

[Previous](#) [Continue](#)


FAFSA® Form 2025-26 Parent of Raya Tran

Understanding the FAFSA® Form

1 of 4

What is the FAFSA® form?

Use the *Free Application for Federal Student Aid (FAFSA®)* form to apply for grants, scholarships, work-study funds, and loans for college, career school, or graduate school.



[Previous](#) [Continue](#)

PARENT IDENTITY INFORMATION

FAFSA Forms 2025-26 Parent of Raya Tran Save FAFSA Menu

Parent Identity Information

Review the information below and verify that it's correct before moving forward.

Name
Alcina Tran

Date of Birth
5/5/1973

Social Security Number
••••-1234

Email Address
alcina.tran@email.com

Mobile Phone Number
(555) 555-5555

To update this information for all U.S. Department of Education communications, go to Account Settings.

Permanent Mailing Address

Include apartment number.

123 Sesame Street

City
New York

State
New York (NY)

Zip Code
54321

Country
United States

Continue



Only adjustments to the parent mailing address may be done inside the FAFSA. Other information must be updated in their studentaid.gov account.

PARENT SECTION

FAFSA® Form 2025-26

Parent of Raya Tran

Save FAFSA Menu

Provide Consent and Approval or the Student Won't Be Eligible for Federal Student Aid

Summary

Your consent and approval are needed to retrieve and disclose federal tax information. With your consent and approval, we can obtain tax return information automatically from the IRS to help you complete your section of the student's FAFSA[®] form. If you don't provide consent and approval, the student will not be eligible for federal student aid, including grants and loans. You must provide consent and approval even if you didn't file a U.S. federal tax return or any tax return.

→ Get your 2023 tax return information for the 2025-26 FAFSA form.

→ Tax return information is required to complete the FAFSA form.

→ Federal tax information is used to determine the student's eligibility for federal student aid.

Previous

Decline

Approve

Frequently Asked Questions

Who should provide consent and approval?



If I'm married and didn't file a joint tax return with my current spouse, does my spouse have to provide consent and approval for you to access their tax information?



What happens after I provide consent and approval?



What happens if I decline consent and approval?



Select "Approve" to consent and approve for the use of your federal tax information to determine the student's eligibility for federal student aid. If you select "Decline," the student will not be eligible for federal student aid.

PARENT SECTION

FAFSA[®] Form
2025–26

Parent of Raya Tran

Save

FAFSA Menu



We're securely importing your information.



Success!


We have confirmed your information with the IRS, but you may have to answer additional questions in the Finances section. Select "Continue" to proceed.

Previous

Continue

PARENT SECTION

FAFSA[®]
Form
2025-26

 Parent of Raya Tran

Parent Demographics


We'll ask questions about you and your family. These questions will help determine how much federal student aid the student is eligible to receive for school.



Previous

Continue

PARENT SECTION

FAFSA® Form 2025–26  Parent of Raya Tran

1 Demographics 2 Financials 3 Signature

Parent Current Marital Status

Single (never married)

Unmarried and both legal parents living together

Married (not separated)

Remarried

Separated

Divorced

Widowed

[Previous](#) [Continue](#)

PARENT SECTION

FAFSA[®] Form
2025–26

Parent of Raya Tran

Save

FAFSA Menu

1 Demographics

2 Financials

3 Signature

Invite the Parent Spouse or Partner to This FAFSA[®] Form

We Need Information About the Parent Spouse or Partner

The parent spouse's or partner's information is needed for the student to receive federal student aid, including grants and loans. This doesn't make them financially responsible for the student's education. Invite the parent spouse or partner to the FAFSA form now and have them complete their required section.

Enter the following information about the parent spouse or partner.

If they already have a StudentAid.gov account username and password (FSA ID), the information entered here must exactly match that account.

IMPORTANT: If your contributor doesn't have a Social Security number, you may encounter an issue that impacts your ability to add them to your form. If you receive this error, review the [guidance and recommended workaround](#) and try again.

Provide the parent spouse's or partner's full legal name as it appears on their Social Security card. Their email doesn't have to match their StudentAid.gov account.



Parent Spouse or Partner

First Name

Last Name

Date of Birth

Month	Day	Year
<input type="text"/>	<input type="text"/>	<input type="text"/>

Social Security Number (SSN)

The parent spouse or partner doesn't have an SSN. **Checking this box when the spouse does have an SSN may delay processing of the FAFSA form.**

Email Address

Confirm Email Address

Send Invite

PARENT SECTION

FAFSA[®] Form
2025-26

Parent of Raya Tran

Save

FAFSA Menu

1
Demographics

2
Financials

3
Signature

Parent State of Legal Residence

State

Washington (WA)

Date the Parent Became a Legal Resident of Washington (WA)

Month Year


<input type="text"/>	<input type="text"/>
----------------------	----------------------

Previous

Continue

PARENT SECTION

FAFSA[®]
Form
2025-26

 Parent of Raya Tran

Parent Finances

The FAFSA[®] form helps determine the student's eligibility for federal student aid. We ask about your financial information in this section.



What if you have special financial circumstances?

Previous

Continue

PARENT SECTION

FAFSA[®] Form 2025-26 Parent of Raya Tran



Federal Benefits Received

Responses Don't Affect Federal Student Aid Eligibility

Your answers to these questions will not affect the student's eligibility for federal student aid or these federal benefits.

At any time during 2023 or 2024, did the parent or anyone in their family receive benefits from any of the following federal programs?

Select all that apply:

- Earned Income Credit (EIC)
- Federal Housing Assistance
- Free or Reduced Price School Lunch
- Medicaid
- Refundable Credit for Coverage Under a Qualified Health Plan (QHP)

- Supplemental Nutrition Assistance Program (SNAP)
- Supplemental Security Income (SSI)
- Temporary Assistance for Needy Families (TANF)
- Special Supplemental Nutrition Program for Women, Infants, and Children (WIC)
- None of these apply

Previous

Continue

PARENT SECTION

FAFSA[®] Form 2025–26 Parent of **Raya Tran** Save FAFSA Menu

Demographics 2 Financials 3 Signature


Family Size

Is the parent's family size different from the number of individuals claimed on their 2023 tax return?

Family size includes the parent (and their spouse), the student, and other people, if they now live with the parent and the parent will provide more than half of their support between July 1, 2025, and June 30, 2026. This includes dependent children who meet these criteria, even if they live apart because of college enrollment.

Yes No

Based on answers to previous questions, we've made some assumptions about your family. The student and the student's parent (and parent's spouse, if married) are always included in the family size. The box below shows your family size based on our assumptions and the number of children or other dependents you report.

 The parent's family size is **3**.

Parent: 1 Parent Spouse or Partner: 1 Student: 1 Parent's Children and Other Dependents: 0

Enter the number of children or other dependents who live with the parent and will receive more than half of their support from the parent between July 1, 2025 and June 30, 2026.
Do not include the student applicant.

Previous Continue

PARENT SECTION

This information will not be used in the SAI calculation.

FAFSA[®] Form 2025-26 Parent of Raya Tran Save FAFSA Menu

Demographics Financials Signature

Number in College

How many people in the parent's family will be in college between July 1, 2025, and June 30, 2026?

Do not include parent(s).

Previous Continue

PARENT SECTION

FAFSA[®]
Form
2025-26

Parent of **Raya Tran**

Save FAFSA Menu

Demographics

Financials

Signature

Parent 2023 Tax Return Information

Refer to the parent's 2023 tax return to answer the following questions.
If the answer is zero or the question does not apply, enter 0.

IRA Rollover Into Another IRA or Qualified Plan

\$.00

Pension Rollover Into an IRA or Other Qualified Plan

\$.00

Did the parent receive the Earned Income Credit (EIC)?

Yes No Don't know

Amount of College Grants, Scholarships, or AmeriCorps Benefits Reported as Income to the IRS

The parent paid taxes on these grants, scholarships, or benefits. These usually apply to those completing their FAFSA[®] form again, not to first-time applicants. If married, include amount parent's spouse/partner received.

\$.00

Foreign Earned Income Exclusion

\$.00

Previous

Continue

PARENT SECTION: PARENT ASSETS

FAFSA[®] FORM 2024-25 Parent of Raya Tran Save FAFSA Menu

Demographics 2 Financials 3 Signature

Annual Child Support Received
Enter total amount received in child support for the last complete calendar year.

\$ 0 .00

Parent Assets

Current Total of Cash, Savings, and Checking Accounts
Don't include student financial aid.

\$ 10,000 .00

Current Net Worth of Businesses and Investment Farms
Enter the net worth of your businesses or for-profit agricultural operations. Net worth is the value of your businesses or farms minus any debts owed against them.

\$ 0 .00

Current Net Worth of Investments, Including Real Estate
Don't include the home you live in. Net worth is the value of your investments minus any debts owed against them.

\$ 5,000 .00

Previous Continue

Note: If a parent has a 529 college fund for their students, they no longer have to report the total of all funds for each student. They only have to report the amount of the 529 for the student they are filling the FAFSA out for.

PARENT SECTION: OTHER PARENT

The parent is asked to provide information about their spouse or partner.

Important: This looks like the invitation screen but is different. Even if they are not required to provide consent, the FAFSA form needs to gather information about the other parent.

The screenshot shows the FAFSA 2024-25 'Other Parent's Information' form. The form is titled 'Other Parent's Information' and includes the instruction 'Enter the following information about the other parent.' The form fields are as follows:

- First Name:** Travis
- Last Name:** Tran
- Date of Birth:** Month: 02, Day: 01, Year: 1970
- Social Security Number (SSN):** ***** (with a 'Show' button)
- Email Address:** travistran@gmail.com
- Confirm Email Address:** travistran@gmail.com


The form also features a 'Previous' button and a 'Continue' button at the bottom.

PARENT SECTION

FAFSA® Form 2025-26 Parent of Raya Tran Save FAFSA Menu

Review Your FAFSA® Responses

If you need to change any of your FAFSA responses, select the question to return to that page.



Parent Sections Expand All

- Introduction
Personal Identifiers
- Section 1
Demographics
- Section 2
Financials

Contributor Section

This Section Is Shared With One Contributor [Manage Contributor Information](#)

This FAFSA® form is shared with the individual listed below. View who you invited and the status of their section.

Contributor	Role	Date Added	Status
Fox Mulder	Parent Spouse or Partner	9/5/2024	<input checked="" type="checkbox"/> Invite Sent

Previous Continue

PARENT SECTION: SIGNATURE

FAFSA[®] Form 2025-26 Parent of Raya Tran Save FAFSA Menu

Demographics Financials **3** Signature

Sign and Submit the FAFSA[®] Form

Summary

This page confirms that you understand the terms and conditions of the FAFSA[®] form and filled out the form accurately to the best of your ability.

The FAFSA form is a legal document you will electronically sign with your account username and password (FSA ID). Because your FSA ID is associated with your personal information, do not share it with anyone.

By signing the student's application electronically using your account username and password, YOU, THE PARENT, certify that all of the information you provided is true and complete to the best of your knowledge and you agree, if asked, to provide

- information that will verify the accuracy of your completed form, and
- U.S. or foreign income tax forms that you filed or are required to file.

You also certify that you understand that the secretary of education has the authority to verify information reported on your application.

If you sign this application or any document related to the federal student aid programs electronically using a username and password, and/or any other credential, you certify that you are the person identified by the username and password, and/or any other credential and have not disclosed that username and password, and/or any other credential to anyone else. If you purposefully give false or misleading information, including applying as an independent student without meeting the unusual circumstances required to qualify for such a status, you may be subject to criminal penalties under 20 U.S.C. 1097, which may include a fine up to \$20,000, imprisonment, or both.

Additionally, by signing this application electronically using your FSA ID, you authorize the U.S. Department of Education to disclose all information you provided on this application, as required under Section 483(a)(2)(D)(i) of the *Higher Education Act of 1965*, as amended, to the institutions identified herein, state higher education agencies (in the student's state of residence and the states in which the institutions identified herein are located), and designated scholarship organizations to assist with the application, award, and administration of federal, state, or institutional financial aid programs and designated scholarship programs. Notwithstanding this authorization, the name of an institution the student selected to authorize such disclosure shall not be shared with any other institution.

Sign for yourself and submit the application for Raya Tran (Student).

I, Alcina Tran, agree to the terms outlined above.

Previous

Sign and Submit



FAFSA CONFIRMATION

FAFSA[®] Form 2025-26 Parent of Raya Tran

Exit FAFSA Menu

You're Almost There!
The parent section is complete!

Requirements for FAFSA[®] Submission
This FAFSA[®] form is not complete until all required contributors fill in their sections of the form and sign it. Once completed, the FAFSA form will be submitted for processing.

Track the Student's FAFSA[®] Form
The application has been added to the "My Activity" page in your StudentAid.gov account. Visit this page to keep track of the FAFSA status and review, edit, or delete information on the student's form.

[View Status](#)

Here's What You Can Do Next

- Check Your Email**
You'll receive an email version of this page at the following email address: alcina.tran@email.com.
- Action Still Needed**
You submitted your sections, but the student's FAFSA[®] form is not complete. Either the student or another contributor needs to resolve errors in their section and provide their signature. Once this is done, the form can be submitted for processing.

FAFSA[®] Form 2025-26 Parent of Raya Tran

Exit FAFSA Menu

Congratulations,
the FAFSA[®] Form Is Complete!

Raya Tran
Completion Date: 10/12/2024

What Happens Next

- Email sent**
Confirm that the student received an email version of this page.
- The Student Will Receive Notification of Processing**
In one to three days, the student will receive a notification by email that their FAFSA form was processed and sent to the student's schools.
- The Student Will Receive School Communications**
We use the information collected on the student's FAFSA form to calculate their Student Aid Index (SAI). The SAI lets schools determine how much aid the student is eligible to receive. Schools will reach out to the student if they need more information. They will also contact the student with financial aid offers. Once received, the student can contact their financial aid offices directly to ask questions about their student aid packages.

Track and Manage the Student's FAFSA[®] Form
You can check the status of the student's application in the "My Activity" section of your StudentAid.gov account. We will let you know if we need anything more from you.

[View Status](#)

ABBREVIATED CONFIRMATION PAGE

The abbreviated version of the confirmation form that does not have the Estimated Student Aid Index and Pell eligibility. The student will get an email copy of that information no matter who submits the application.

Parent View

The screenshot shows the FAFSA Parent View confirmation page. At the top left, it says "FAFSA FORM 2024-25" and "Parent of Raya Tran". At the top right, there are "Save" and "FAFSA Menu" options. The main content area features a blue banner with the text "Congratulations, the FAFSA Form Is Complete!". Below this, it displays the student's name "Raya Tran" and the completion date "10/12/2024". The background includes illustrations of hot air balloons and mountains.

Student View


The screenshot shows the FAFSA Student View confirmation page. At the top left, it says "FAFSA FORM 2024-25" and "Student Raya Tran". At the top right, there is a "FAFSA Menu" option. The main content area features a blue banner with the text "Congratulations, the FAFSA form is complete!". Below this, it displays the student's name "Raya Tran". At the bottom, there are three columns of information: "Completion Date 10/12/2024", "Date Release Number 2572", and "Estimated Student Aid Index 000,000,000". The background includes illustrations of hot air balloons and mountains.

OTHER FAFSA SCENARIOS

- Independent students will only complete the student section of the form-may need to invite spouse to complete a section based on 2023 tax filing status
- Provisionally independent students will only complete the student section of the form
- Parents can start the form and invite the student to complete their section. This often works when the invitation to the parent contributor(s) is not matching.
- Paper FAFSAs will be available-not recommended if online version can be accomplished
- Prior to any portion of the form being submitted, the FAFSA can be deleted and started again



Question Submission Form



New Mexico Financial Aid Access Professional Certification

- *One of a kind certification for Financial Aid Access Professionals in the state of New Mexico*
- *8 hours of training which will include*
 - *Federal Student Aid Programs*
 - *FAFSA Application Process*
 - *New Mexico State Aid Programs*
 - *Student Eligibility for Federal and State Aid*
 - *Aid Options for Special Populations*
 - *Cost of Attendance*
 - *Understanding Financial Aid Award Letters*
 - *Other Scholarship Options*

Who can earn the Certification?

- *Anyone in New Mexico who completes the required components (Counselors, Financial Aid Office staff, Students...anyone)*

New Mexico Financial Aid Access Professional Certification

Step 1:

Sign Up by scanning the QR Code below



NMEAF will send you a link to join the Google Classroom next week so you can complete the remaining components of the training



New Mexico Financial Aid Access Professional Certification

Step 2:

Some of today's sessions will count toward the content and hours needed to complete the certification

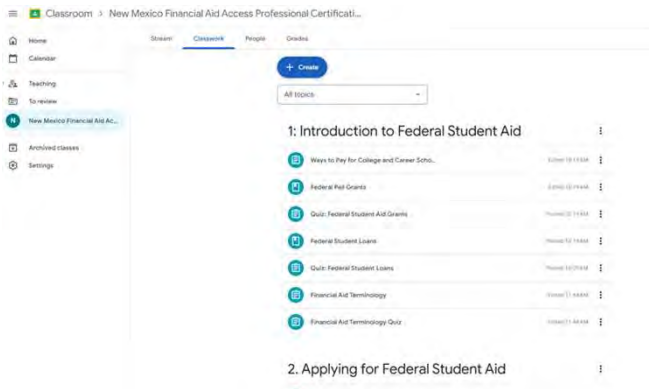
To document your attendance, you will need to scan the QR code and sign in

- before we break for lunch
- when we return for lunch
- at the end of the day

New Mexico Financial Aid Access Professional Certification

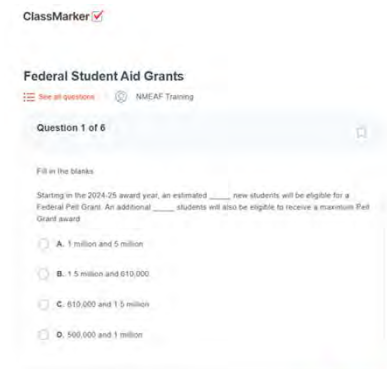
Step 3: Next week NMEAF will send you a link to join the Certification Google Classroom
Join the Google Classroom and complete the video assignments, quizzes and exercises

Google Classroom
Resource Reviews



Videos with integrated

Knowledge Checks



Next >

New Mexico Financial Aid Access Professional Certification

Once you successfully complete all the requirements you will receive an email with the official certification

